

# PI Training Requirements

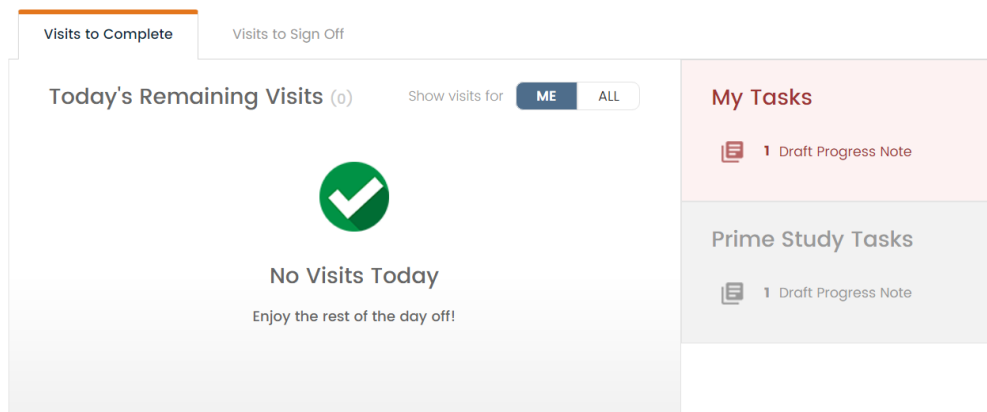
## Contents

<b>PI Training Requirements</b> .....	1
<b>Clinical Research IO (CRIO)</b> .....	1
<b>Advarra IRB:</b> .....	3

**Clinical Research IO (CRIO)** This is our software that we will be using to track patient visits. The below training will teach you how to use the system. That said, you'll always have a CRC available to help you with navigating this environment as well.

1. You'll receive an invite into CRIO via email. Login and reset your password. Please remember this login as you'll need to login once/week to sign off on patient charts.  
Login Link: <https://app.clinicalresearch.io/login>
2. Click on the help button in the bottom right corner.

### My Dashboard



3. Click on "Academy." This will redirect you to a new environment.

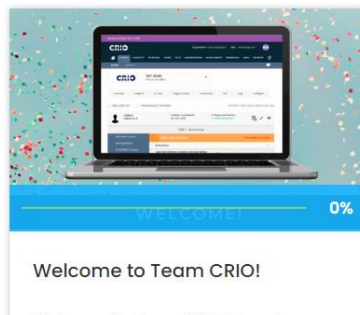
## Academy



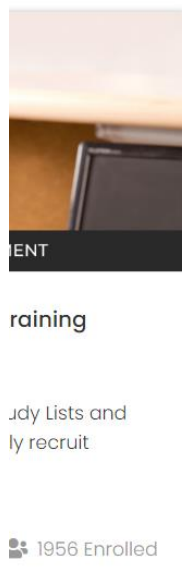
### ENROLLED COURSES

### ADD AVAILABLE COURSES

### COMPLETED COURSES



- Click on “Add Available Courses” and then please enroll in “Investigator Training” (25 minutes) and “Investigator Certificate” (8 minute test over the material).



- Once completed with the certificate **please send to me:** [Jill@CardioRenalInstitute.com](mailto:Jill@CardioRenalInstitute.com)

**Advarra IRB:** This is the Institutional Review Board (IRB) or ethics committee that oversees research. Yesterday (10/11/2022) I registered you in that system.

1. You should have received an email that is asking you to login and update your password. That's all I need you to do in this module. You will likely never need to login to this module again as the CRCs take care of this and we have our own logins. We do, however, need you to be registered as the study is your responsibility and this allows Advarra to send you any updates needed.